

# PARENT GAZETTE

## CEO MESSAGE

Dear Parents and Guardians,

As we enter May, a season of growth and renewal, I want to thank you for your continued support and partnership. This time of year reminds us of the joy of watching our children learn, explore, and thrive including the incredible role families play in shaping their journey. We are so proud of all that our students have accomplished this year, and we're excited for the celebrations, milestones, and events to come. Thank you for being such an essential part of our community. Together, we are shaping bright futures.

A special tribute to all the amazing PCI moms—your strength, love, and unwavering dedication inspire us daily. You are the heart of your children's stories, and we celebrate you this Mother's Day. Wishing you a joyful and meaningful month ahead!

Sincerely

Dr. Sharon M. Small  
Chief Executive Officer/HS/EHS Director  
MED, MA, PhD



Leading with Innovation,  
Delivering Excellence.



Head Start's 60th Birthday!




On May 18, 1965, President Lyndon B. Johnson officially announced Project Head Start from the White House Rose Garden. Head Start launched in the summer of 1965, serving more than 560,000 children and families across America in an eight-week summer program through Head Start Child Development Centers throughout the United States.

Can you dig it? Head Start is turning another year older, and we're throwing a far-out 60s-themed birthday bash to celebrate! Join us on May 16, 2025, at all PCI Early Learning Centers for a groovy time as we honor Head Start's incredible impact over the decades. For more information, please contact your child's Education Center Coordinator

Join the fun!



**60 YEARS of RESULTS**  
HEAD START | Since 1965


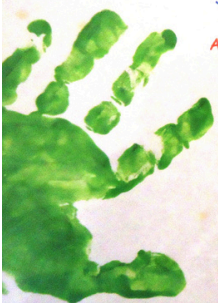


Happy Mother's Day

Sometimes you get discouraged  
Because I am so small  
And always leave my fingerprints  
On furniture and walls.

But every day I'm growing -  
I'll be grown some day  
And all those tiny handprints  
Will surely fade away.

So here's a little handprint  
Just so you can recall  
Exactly how my fingers looked  
When I was very small.





May is a beautiful time in San Antonio, and there are plenty of fun, educational, and engaging things to do with preschoolers. Here are some great ideas:

### 🌸 Outdoor Adventures

1. San Antonio Zoo – Visit the zoo early morning to beat the heat. The Tiny Tot Nature Spot is perfect for preschoolers!
2. Yanaguana Garden at Hemisfair – A colorful, interactive playground with water features, climbing structures, and art.
3. The DoSeum—This children's museum is packed with hands-on exhibits tailored to children's minds and imaginations.
4. San Antonio Botanical Garden—Explore the Family Adventure Garden, which is full of nature play areas and shaded spots to relax.
5. Brackenridge Park is great for picnics, train rides on the San Antonio Zoo Eagle, and nature walks.

### ✨ Seasonal Activities

1. Strawberry Picking at Sweet Berry Farm (nearby in Marble Falls) – A fun day trip for little hands to pick sweet treats.
2. Visit a local splash pad. San Antonio has several free splash pads that open in May (like Pearsall Park or Elmendorf Lake Park).

### 🎨 Creative & Indoor Fun

1. Storytime at the San Antonio Public Library – Free story sessions often include crafts and music.
2. Painting or craft day at home or a local kids' art studio.
3. Sensory play bins—Set up themed bins at home (e.g., a "garden" bin with dried beans, plastic flowers, and small tools).

### Ideas:

1. Cinco de Mayo – Celebrate culture with dancing, maracas, and vibrant crafts.
2. Host a Mother's Day tea party or picnic—simple and sweet!



- 2 - BATTLE OF FLOWERS HOLIDAY – CENTERS AND OFFICES CLOSED
- 3 - 9 TEACHER APPRECIATION WEEK
- 5 - CINCO DE MAYO
- 7 - MALE INITIATIVE MEETING – 6:00 PM - VIA ZOOM
- 9 - MUFFINS FOR MOM @ ALL PCI CENTERS
- 9 - MAKE A BOOK DAY – ALL STAFF AND CHILDREN CAN PARTICIPATE
- 11 - MOTHER'S DAY
- 14 - POLICY COUNCIL MEETING – 6:00 PM
- 14 - PARENT CURRICULUM TRAINING - 11:00-12:00 PM - VIA ZOOM
- 17 - CPR/FIRST AID CLASS – 9:00 AM – 12:00 PM
- 26 - MEMORIAL DAY HOLIDAY – CENTERS AND OFFICES CLOSED
- 29 - LAST DAY FOR HEAD START STUDENTS
- 29- SOUTHWEST EARLY RELEASE (1 HOUR)
- 29 - SOUTHWEST LAST DAY OF SCHOOL
- 29- PCI TRANSITION CEREMONY
- 29 - HS CHILDREN'S PERFECT ATTENDANCE RECOGNITION DAY
- 30 - EHS CHILDREN'S PERFECT ATTENDANCE RECOGNITION DAY

## CHOCOLATE CHIP COOKIES

YIELD: 24 COOKIES  
PREP TIME: 20 MINUTES      BAKE TIME: 10 MINUTES

### INGREDIENTS

- 360 g All-purpose Flour
- 5 g Baking Soda
- 5 g Salt
- 230 g Unsalted Butter (Softened)
- 200 g Granulated Sugar
- 200 g Light Brown Sugar
- 10 g Vanilla Extract
- 2 Large Eggs
- 350 g Chocolate Chips/Chunks

### TOOLS

- (2) Mixing Bowls
- Kitchen Scale
- Spatula
- Cookie Scoop
- Hand/Stand Mixer or Spoon
- (1) Full Size Sheet Pan

### DIRECTIONS

1. Pre-heat oven to 180 °C
2. In a mixing bowl, combine room-temperature butter, both types of sugar, and vanilla until smooth. Beat in the eggs
3. Combine the flour, baking soda, and salt into the butter mixture with a spatula until combined, then set aside
4. Gradually add flour mixture to the butter mixture and combine well
5. Stir in chocolate chips/chunks
6. Spoon dough from the mixing bowl onto a full size sheet pan using a cookie scoop (or spoon). Allow sufficient space between each cookie for spreading to occur during the baking process
7. Place the pan into preheated oven on the middle rack and bake for about 10 minutes. Cookies are done when the edges are lightly browned
8. Serve warm or cold. Enjoy!



**Parent/Child Incorporated (PCI)**  
**of San Antonio and Bexar County**  
 7815 Mainland Drive  
 San Antonio, Texas 78250  
 Main: (210) 226-6232  
 Fax: (210) 475-5131